


"The Connector"



Chartered Club

OFFICIAL NEWSLETTER

Our Thirtieth Year



ENDWELL, NEW YORK

RON GAUTHIER, President... GORDON GOTTLIEB, Vice - President... GROVER ELLIS, Treasurer...
 TERRY TERRENOIRE, Secretary... BILL TOMSA, Board Member at Large... JERRY SKRECKOWSKI, Board
 Member... BILL SEBESTA, Past President. DON GODFREY, Newsletter Editor

Vol 17 Issue III December 1984



Our *PREZ* sez :

It's been a warm November (so far), but snow is coming. Get those skis built as per Dick Allen's November meeting's presentation and article in this Connector and enjoy some winter flying! Don't let your radios and planes get stiff and tired with hangar rot and inactivity! Ask Jim McKeown about his innovative transmitter "muff" for keeping your fingers warm and nimble during your winter flying session.

The slate of AGS Chairmen for 1985 is just about completed as follows:

Bill Tomsa - Activities	Bud Grant - Field
Roy Weildman - Historian	Reid Donlon - Membership
Joe Felice - STRCA Rep.	T. Terrenoire - Mall show(s)

I am also happy to announce that Don Godfrey will be taking over as Editor of the Connector, beginning with this very issue! Many thanks to all these for contributing their energies to the club!

Speaking of "contributions", I have a special THANKYOU for Bob Jennings. Bob single-handedly removed the stone-filled culvert which was flooding the AGS access road. Anyone who had looked at that area knew what a big job cleaning it out and re-digging the drainage ditch was. TREMENDOUS!

NEXT meeting will be on DECEMBER 11th at NYSEG, Old Vestal Rd, and an evening to remember. The meeting room will abound with R/C goodies and eager modelers all fired up to buy the "oldest" R/C accessories known to mankind, because this annual meeting is really the.... **Annual Club Auction....**

Flyers/advertisements, penned by our very own Bill Tomsa, have been sent to other clubs and to various hobby shops,.....so a BIG turnout is expected! Bring out all those dust collectors and convert them to cash! What you may consider "junk" very well may be the next fellows dream-come-true! For those of you that do not know the auction format, you can fix a minimum acceptable bid and the club collects NO fee or percentage on your items.

BOARD *Report*

Bill Sebesta is continuing working on obtaining tax exempt status for the club. Bill is also attempting to locate a suitable restaurant to hold an AGS CHRISTMAS PARTY again this year!

Yes!...maybe we'll have another chance to show that AGS party spirit!

Mall show details were discussed, details to be given elsewhere in this issue. Bill Tomsa is looking into re-starting an in-home construction-instruction

program. The question of billing the gentleman who removed the lumber from the AGS property is, unfortunately, still in "limbo", but I'm working on it. All good things take time.

Program will be ..


January: Video "Hot Stuff II" (Sequel to "Hot Stuff I" and not rated XXX.

February: Slide presentation of Oshkosh brought to us by Bill Tomsa.

That's about it for now.....keep the Balsa dust flying! □ Ron Gautheir



Editor's Comments..



The Wright Bros. did it 81 years ago this date ...
December 17..

Remembering the Wright Brothers triggered my seeing a bumper sticker on an auto last week being driven by a sexy young female. It stated, "NO,... WE HAVEN'T COME A LONG WAY...AND WE'RE NOT BABIES!" A dear friend of mine once stated that, "Women lost their superiority when they accepted equal rights". Interesting observation! Had the Wright brothers known that their flying invention would have led to the electronic marvel that we call R/C today, well,...they might have invented R/C too!

I am very pleased to have been selected as Connector editor for the diamond jubilee year, 1985. With the AGS' experience of serving this community in R/C and putting on some of the finest, well-attended contests in the east we are looking at what will surely be the biggest, best year the the AGS has ever had..... Its THIRTIETH ANNIVERSARY!



You will see a very NEW "Connector", one that will be put together with foresight and teamwork, a publication dedicated to and for every AGS member in every way.

For the first time, the Connector will have an assistant editor, none other than GROVER "COMPUTOR" ELLIS. Grover will be responsible for the actual printing and mailing, on time, every time. You'll be seeing articles, many being submitted by well-known people in R/C, hints 'n kinks, some great ideas from fellow club members, and in other words an informative, fun newsletter to compliment the finest R/C Club this side of the rockies.



Your comments, suggestions, ideas, and information will be greatly appreciated by this office. Please take note that you will be hearing from me from time to time via Ma Bell to pick your brains. With over 70 AGS members, we have a wealth of talent just bursting to be enjoyed. I intend to usurp as much talent from you fellows as possible! Cooperation is

the key to a good, enjoyable newsletter. We want YOU to be a viable part of the AGS team, so hang in there and let's look forward to a wonderful year of flying, activity, fun, and teamwork. Call me anytime. (607) 724-0115

Attend meetings regularly, Support your Club !!



VEEP Speaks..

Someone suggested this thing called "Veep Speaks",...and here goes:

I first want to thank all for the vote to be vice president of our club,...a position I want to try to keep active as did Chris Dascano, past VP. I feel that Chris did a great job.

The message that I want to share with all club members is one regarding TOGETHERNESS. The word, "togetherness", has many meanings..In a club like ours, and I will make an attempt to share with you what I believe we need for our club to keep it growing. Growth should not be just signing someone, but to keep that person in our organization for many years. AGS members need the feeling of belonging, and this is created by each and every one of us.

LET'S START BY ALL PULLING TOGETHER !

As our name states, AEROGUIDANCE means to me anything that is controlled via a system, radio, wire, air, etc. Within that wide spectrum, interest centers heavily on aircraft of all kinds,...large, small, pattern type, trainer type, soaring craft, and helicopters. I believe, as a club, we should support all these as a TOTAL interest. When events are agreed upon by the club membership, EVERYONE should help and pitch in! As you know, we have been quite lacking in this area in the past.

LET'S LISTEN ! Maybe the reasons for some of these problems is the lack of COMMUNICATION between ourselves. Sometimes comments are made that are not entirely explicit and are interpreted by listeners (or readers) as directed towards individuals when that was not the actual intent. Resentment is forthcoming, the problem is magnified, and is allowed to fester. The answer to this problem is less directed comment and a lot less, "HE MEANS ME!" reaction-type of thinking. Let's start talking TO one another (Communication!), not at or about one another. Let's respect the individual,.....each of us IS an integral part of our club.

Don't be a knocker, Be a Club Booster member!

Without this basic practise, our club of many could easily become a club of a few. I very respectfully suggest the above ideas to you in the hopes that we will step back and take an honest look at ourselves and then make any adjustments that we deem to be necessary.

Please help! I welcome YOUR comments. In closing, allow me to present my thought of the month: Each member possesses "a certain skill", and what good are those skills if we do not share them with our fellow members?

PS: _____

MERRY CHRISTMAS TO ALL...and
TO ALL A GOOD FLIGHT!



Gordy Gottlieb,
AGS Vice Pres.



**STAY IN CONTROL
KEEP YOUR
EQUIPMENT IN
GOOD REPAIR..**

→ Members are reporting good service from

Lon J. Sauter
Lon's R/C Service
2062 Rabbit Lane
Phoenix, New York 13135

Phone: 315-695-2448

BILL SEBESTA, past AGS Prez sez.....



There Is No Question !

By popular demand

The Aeroguidance Society, is going to have a BIG party!

Our annual CHRISTMAS PARTY is off and running. With the help of Don Godfrey, I've been able to put together what just may be one of the nicest Christmas parties ever. Here's the bill of fare:

- DATE: Friday, December 21st, 1984
 - PLACE: Vestal Steak House, Rt 434, Vestal
 - COCKTAILS: 6:30PM Cash bar - Social hour
 - DINNER: 7:30PM Sit down style
 - MENU: COMPLETE PACKAGE - YOUR CHOICE:
- * CHOOSE ONE
- A. Petite Prime Rib \$11.95
 - B. Chicken Cordon Blu \$11.95
 - C. Shrimp Scampi \$11.95



INCLUDES: Appetizer, salad, vegetable, coffee, dessert!

In the spirit of Christmas, unity, and friendship, we have decided that this annual party be a "Gift wrapped party". Let me explain further:

Each couple attending this fun party will bring a gift wrapped item, value not to exceed five dollars. All gifts will later in the evening be passed around and exchanged by your "Santa" and his willing helpers. As of this date certain entertainment has not yet been finalized, but fear not! Something is bound to happen!

Because the Vestal Steak House needs to know how many AGS members and guests will be attending this famous annual party, I will need the cooperation of each and every one of you in order to comply with the management. Please fill out the form below immediately and send to me, via post office, carrier pidgeon, or Federal Express, or in person. If you prefer, call me at home 724-3599 and I'll reserve a spot for you and yours. We promise not only good food 'n fare, but a great evening of fun with your R/C peers. Merry Christmas! Bill S.

PHERE

To: Bill Sebesta, 1521 Drexel Dr., Binghamton, NY 13903 RSVP FORM

From: _____ Address _____ Phone _____

Dear Bill: (Make check payable to AEROGUIDANCE SOCIETY)

YES! I Will be attending the AGS Annual Christmas party, as follows:

] - Count me in at \$11.95, my wife _____ \$11.95, guests _____ at \$11.95@

Amount enclosed \$ _____ Check or M.O. or optional payment plan: CHECK ONE

] - I'll pay for the party tickets directly to you at the Dec 11th meeting

] Our main course choices are: _____ Our guest(s): _____

] Sorry Bill, we will not be able to attend this year.


* RSVP FORM MUST BE RECEIVED BY BILL SEBESTA NO LATER THAN DEC 18th. THANKYOU!

* BE SURE TO SPECIFY YOUR CHOICE OF MAIN COURSES AS WELL AS THAT OF YOUR GUEST(S).

* * * HAPPY HOLIDAYS! * * *

Action Area By Bob Noll

HINGES - They're everywhere we look, . . . in our home, our car, even in our bodies! Without them, our planes would be nothing more than free flight models. A short visit to G.J.'s Hobbies will enable you to look over hinges as made by 5 or 6 various manufacturers which are very basic in design. Some have tried to design the "better hinge" for us needy modelers.

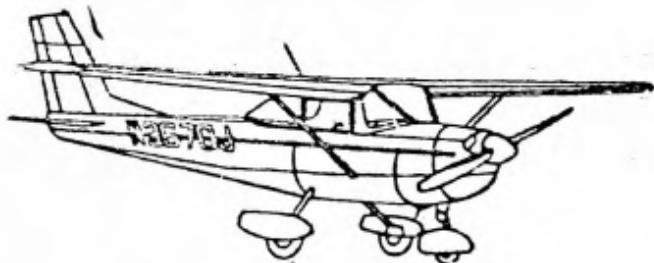


Unfortunately, the variety that is available only seems to confuse us and appeal to our continual desire to "try the latest thing". The results are frequently less than optimum and both reliability and performance suffer!

Well then, . . . let me outline a few simple tips to help you do a better job of "hinging" on your next bird, and believe it or not, they are based on the simplest hinge of all.

I never use a pinned hinge and I haven't even thought about trying any of the new "Gadget" hinges because I subscribe to a very basic principal which has served me well - "KEEP IT SIMPLE, AND IF IT WORKS, STAY WITH IT". So, . . . let me tell you how to install my favorite hinge, . . . the KRAFT POLYPROPOLYNE HINGE:

This hinge does not have a PIN for the hinge point, but rather is scored in the middle. This reduced thickness line is where the hinge actually bends. It has 8 holes, approx. 1/16" diameter which provide a place glue or adhesive to secure it to a wood surface.



If you are scratch building or are building a kit that does NOT have the aileron, rudder, or elevator surfaces already shaped, then you can take advantage of a technique that guarantees the best surface alignment when you are finished. First, scribe a centerline along the rear of the stabilizer with a ball point pen. Do the same to some over-sized elevator stock. Slot the hinge

locations with a knife and then use a pointed metal nail file to file out the slot until the hinge fits snugly. Slot both the stab and elevator, and use at least 3 hinges for each separate flying surface. (When building giant scale, DOUBLE the amount of req'd hinges).

Now insert all hinges (Do NOT glue them at this time) and tack glue the elevator to the stab. Here is a sketch to help you get the idea:



Tack glue here

Three (3) hinges on centerline . . .

Now shape the elevator to the proper contour as shown and break the tack glue to separate the elevator from the stab. Use a razor plane to put the appropriate angle on the leading edge of the elevator and remember to plane away only enough wood to allow the desired deflection. You should then be able to reassemble the elevator to the stab with all the hinges installed to check the deflection. Your stab/elevator assembly should look like this:



Action Area continued


Now you have an assembly that has the following features:

-ACCURATELY LOCATED HINGES.
- NO HINGE GAPS WHICH IS CRITICAL TO PERFORMANCE.
- EXACT ALIGNMENT OF THE ELEVATOR TO THE STAB.

I always cover my wing and tail surfaces BEFORE installing the hinges on a permanent basis. Install the hinges by squeezing some 15 min. epoxy into the hinge slots,....working the epoxy into the slots with a thin spatula. Put a light coating on the hinges before you slide them into the hinge slots. Be sure to get epoxy in the holes located on the Kraft hinge(s).

Put all the hinges into the elevator first and let them cure before gluing the hinges into the stab. When the hinges are installed, be sure to wipe away the excess epoxy that will ooze out of the slots. A toothpick works well for this job.

No,...I do not stake (or pin) the hinges with toothpicks or common pins. I have not done so for over ten years and never had a hinge pull out. The holes already in the hinge provide adequate anchorage to properly secure the hinge to the control surface of your model:



Well, that's all for this month. If you have questions or problems that "Action Area" may be able to solve for you, please call 754-5279. There's always some new good ideas that will merit discussion. Happy Holidays! Bob Noll


NOTICE! Terry Terrenoire needs the use of an OLD R/C radio for the upcoming Mall show, even if it needs new batteries. Got one? Call 748-8146

NEW Items


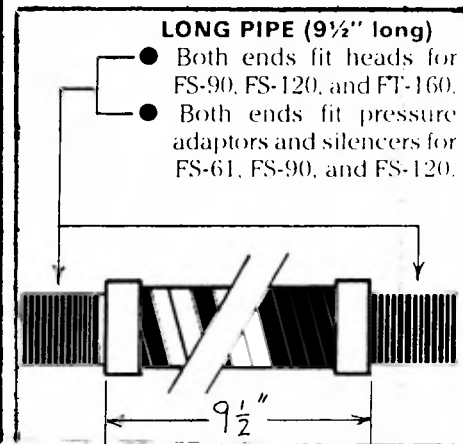
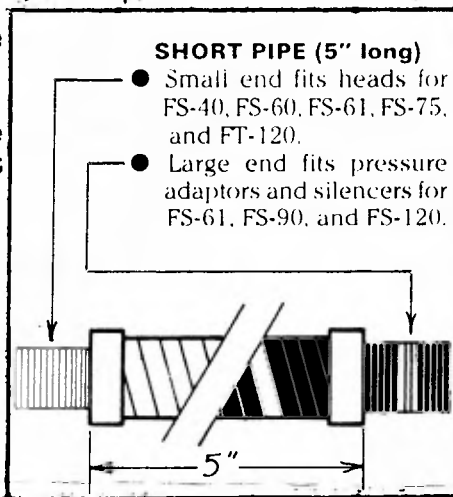
COVERITE has expanded their Black Baron epoxy aerosol paint line to include SEVEN of the most popular Monokote colors!:

Jet white, Midnight black, Missile red, Piper yellow, Orange, Insignia blue & sky blue. There's more good news:

They've also added three basic military flats: white, black and FLAT CLEAR. Wonderful! Baron aerosol paints will cover over and stick to almost ANY other paint, therefore some of the basic fears that we've had about painting are getting to be past tense.



WORLD ENGINES now has flexible exhaust extensions for 4-stroke 4-cycle engines! Available in two basic sizes, this badly needed accessory will allow the routing of exhaust gases almost anywhere you desire. Where can you get 'em? G.J.'s, of course!



Only the unwise say it can't be done - - - - -

plane TALK : by DICK ALLEN "Ski Hot Line"



If you'd like to try flying R/C with skis, here's a summary of my ski presentation at the November AGS meeting:

The NINE COMMANDMENTS OF SKI FLYING THAT HAS PROVEN SUCCESSFUL

- (1) Two skis are preferable to three since each ski is larger and better able to bridge footprints etc.
- (2) A rigid mount is simpler, stronger, and has less drag than a flexible (spring loaded) system. Rigid skis must be long in front, but SHORT behind the CG to allow for take-off rotation. They should go from ahead of the prop to 80% of the wing chord.
- (3) A low wing aircraft is more stable on the snow and lends itself to a very simple mount. Use a conventional tail-dragger type mount in front and a second gear mount in the wing behind the CG.
- (4) My airplane weighs 8½ lbs and I use 2 skis 2½" wide by 24" long. This is 0.88 in. of ski per ounce of aircraft weight.
- (5) Mount skis at 0 Degrees to 1 degree positive incidence.
- (6) Skis are laminated from 2 pieces of 1/16" plywood (light ply) with a ¼" plywood "spine" full length.
- (7) Finish with epoxy or polyurethane.
- (8) Wax for wet snow, for ICE conditions, put a #6 wood screw in the bottom rear of each ski with the screw head projecting out a little.

Brrr! it's cold outside!

BUT IT NEEDN'T BE!

- (9) Dress as if its' 20 degrees COLDER than your outdoor thermometer indicates! To keep snow off from your glasses, wear a cap with a visor and fly DOWNWIND in and during sudden snow squalls.

PS:I'm writing this while vacationing in Florida and I'll be thinking about ALL THAT FUN you fellows may be having in the snow as I lie out by the swimming pool!...SURE!! Have a good Holiday fellows, see you soon!

TRAVELING FOR THE HOLIDAYS?

AMA has its' own TRAVEL AGENCY! For AMA members only, they claim the LOWEST air fares possible and they will also match or beat anyone else's lowest air fare to anywhere. AMA gets a kick-back of 1% on any fares booked by AMA members, therefore your participation will help to offset current AMA expenses such as mortgage(s) and basic overhead. The agency is:

Associated Travel Agency
Boston, Massachusetts

Toll-free phone:

800-343-4064.....call anytime.



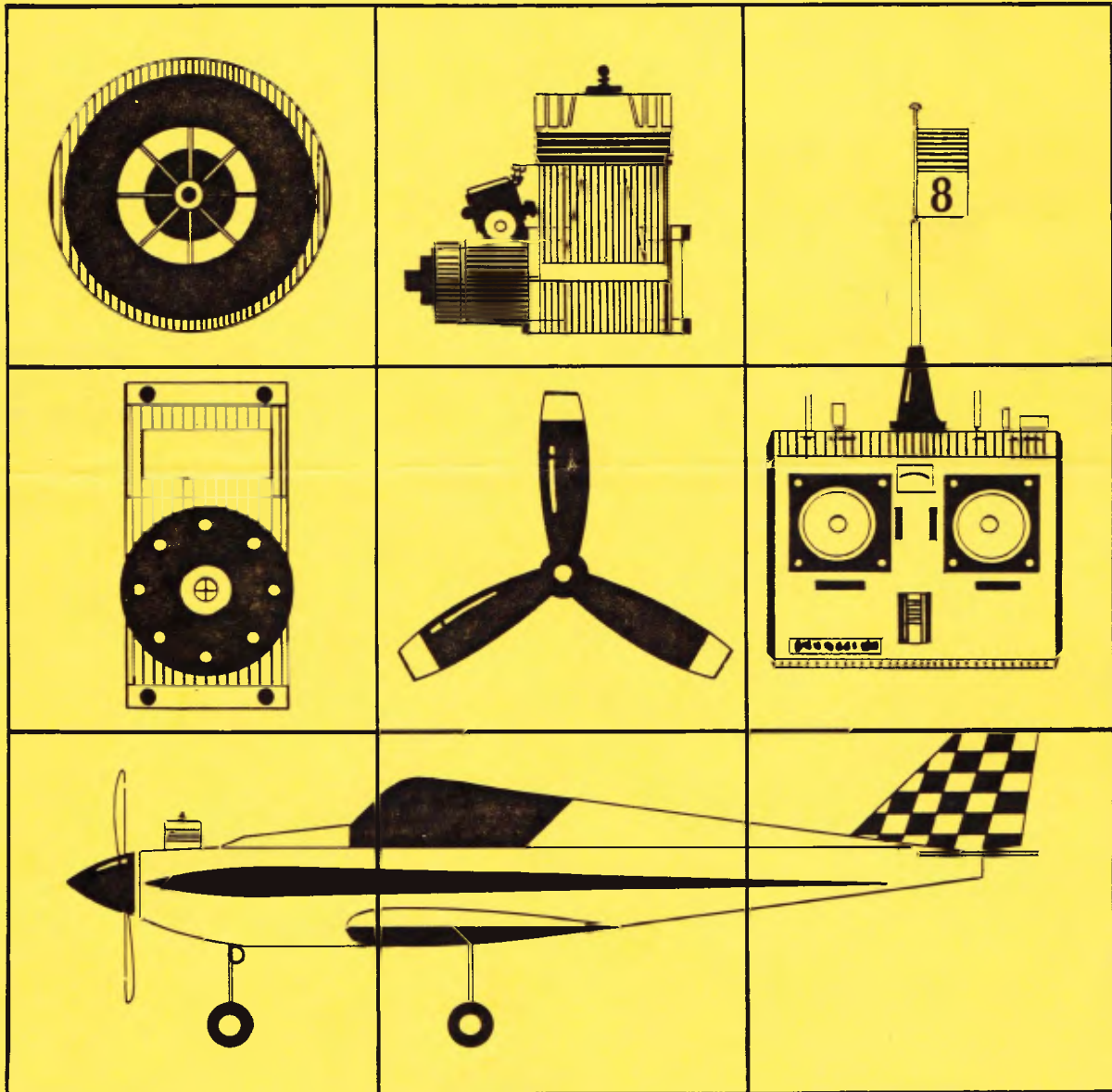
REMEMBER THESE DATES

WRAMS SHOW: February 23rd & 24th

TOLEDO SHOW: March 29th, 30th, 31st.

If you are planning on attending and staying overnite, your Connector Editor has information regarding nearby hotels & motels that offer special reduced rates....at White Plains, NY and at Toledo, Ohio. DON GODFREY 607-724-0115

Aeroguidance Society's **MODEL AIRPLANE AUCTION**



©1984 TOMSA

DEC. 11 7:30 PM
New York State Electric & Gas Co.
Old Vestal Rd., Vestal, NY
Further infor. call: 607-797-9085 625-3257 625-2551

Aeroguidance Society, Inc.
Post Office Box 52
Endicott, New York 13760



HAPPY HOLIDAYS!



AGS AUCTION NITE!
DEC 11th at NYSEG 7:30
LOTS A FUN! EXCITEMENT!